



Ziehm Solo  
Superb imaging meets  
versatile design

24" splitscreen monitor mounted on mobile stand  
➤ 04

Intuitive touchscreen user interface  
➤ 08

High resolution thanks to 1k x 1k technology  
➤ 06



Lightweight design with compact footprint  
➤ 04

Pulsed 2kW monoblock generator for optimal image quality  
➤ 06

Ziehm Solo. Big things come in small packages. With its all-in-one design, Ziehm Solo is one of the most compact and versatile C-arms available.

- Single component design with full-size monitor mounted on C-arm
- Simple positioning around patient and table due to Ziehm Solo's large C-arm free space, depth and 135° orbital rotation
- Advanced performance with state-of-the-art imaging technology
- Quick and simple imaging for Orthopedics, Pain Management and General Surgical Applications
- Versatile viewing options at the C-arm, optional Ziehm Viewing Station or ceiling-suspended monitors

## 01 / Versatile solution for small operating rooms. Configurable to fit your needs.

### Compact design

Ziehm Solo is one of the most compact C-arms on the market. Ziehm Solo comes standard with a rotating, 24" splitscreen monitor mounted on the C-arm, eliminating the need for a separate monitor cart. All functions required for image capturing, processing and archiving are integrated into the C-arm. Its compact design and easy-drive system make Ziehm Solo ideal for even the smallest ORs. As with all Ziehm Imaging C-arms, all movements are fully counterbalanced in every position, making the unit extremely convenient to use.

### Flexible configurations

As an option, Ziehm Solo can be easily supplemented with an extra viewing station or with ceiling-mounted monitors. The Ziehm Viewing Station provides enhanced flexibility during interventions and includes an additional synchronized Solo Center user interface. This allows you to conveniently operate the system from the Ziehm Viewing Station and C-arm. The optional ceiling-mounted monitors can be mounted to existing suspension systems, giving you additional viewing options while saving space in the OR.

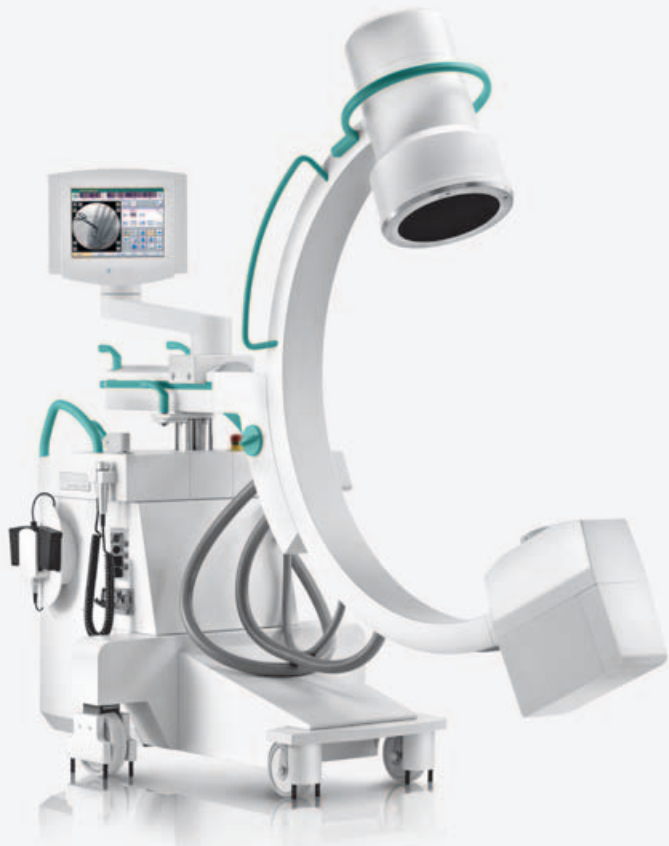
You are also free to combine the various configuration options as needed.



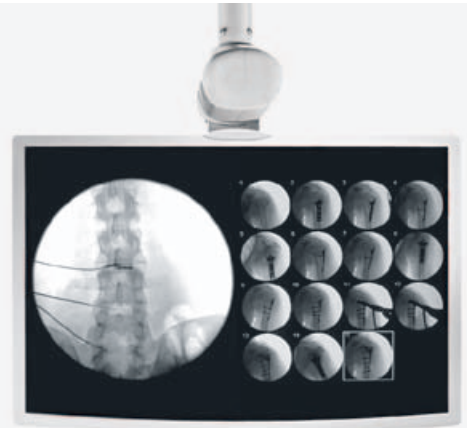
#### Configuration 1:

Flatscreen directly mounted on C-arm

Most compact configuration of Ziehm Solo with a high-resolution 24" splitscreen monitor or alternatively dual 19" flatscreen monitors.



The integrated monitor is not required if the mobile stand is used with the Ziehm Viewing Station or ceiling-mounted monitors.



A 24" landscape splitscreen monitor or dual 19" monitors can be attached to existing wall or ceiling support arms to increase flexibility and save OR space. (Ceiling support arm is not provided by Ziehm Imaging)

Configuration 2:

Ziehm Solo with Ziehm Viewing Station

The C-arm can be easily supplemented with an extra Viewing Station featuring a 24" landscape splitscreen monitor or dual 19" flatscreen monitors.



The system can be freely positioned as the Ziehm Viewing Station and C-arm interfaces are synchronized.

Configuration 3:

Ziehm Solo with wall- or ceiling-mounted monitors

This space-saving configuration maximizes available space in the OR.

## 02 / Best image quality. Minimum dose. For a wide variety of applications.

### High-resolution imaging

- Compact monoblock generator
- Sharp images from pulse technology to reduce motion-related blurring
- Reduced dose from pulse technology
- High dynamic range CCD camera
- 1 k x 1 k resolution with more than 4,000 shades of gray for visualizing small anatomic details
- More generator output contributes to image quality due to minimal generator-to-tube cabling

### Contrast-rich visualization

- Variety of contrast rich display options
- Optimal viewing of the finest details from any angle

### Automatic adjustment

Ziehm Solo is optionally available with Object Detected Dose Control (ODDC). This function adapts all settings to the patient's anatomy. Thanks to 256 measurement cells, it automatically detects the object's position in the whole field of view and adjusts the system accordingly to always get a crystal-clear image – even if the object is not centered. It also dynamically adjusts generator output and video levels to the patient's anatomy by detecting motion and any metallic devices placed in the area of interest. Both patients and OR staff benefit from fast, superb-quality imaging and minimal dose levels.





## Comprehensive concept for dose reduction

Ziehm Imaging has incorporated SmartDose in the current generation of mobile C-arms. This comprehensive concept for dose reduction allows the physician and staff to significantly reduce dose while optimizing image quality. SmartDose benefits both patients and staff alike. With savings up to 60% Ziehm Imaging sets the standard in user-friendly adjustment of dose exposure.



# SmartDose

Best image quality. Minimum dose.

1

Positioning with laser light  
integrated and remotely  
operable

2

Correct selection  
of organ program  
anatomically adjusted  
and dose-optimized

3

Low dose mode  
for all organ programs

4

Reduction of pulse  
frequency manually  
or automatically

5

Exposure-free display  
with virtual collimators

6

Automatic motion  
and position detection  
with ODDC

7

Automatic LPK:  
automatic adjustment  
for obese patients with  
no additional dose  
increase

8

PreMag for  
exposure-free  
magnification

## 03 / New dimension in user-friendliness.

### Tailored support for clinical workflows with new levels of intuitive guidance.

#### Intuitive workflow

Ziehm Solo's user interface and intelligent user menus provide simple and intuitive operation. You will benefit from synchronized touchscreens featuring clear and easy-to-follow icons. Ziehm SmartEye technology mirrors the monitor image to the touchscreen, giving the operator a live image to keep track of current image orientation and object position. From a shortlist of anatomical programs, the operator simply selects the desired option, and Ziehm Solo automatically adjusts system performance to the region of interest, always ensuring the best image at the lowest possible dose.

#### Seamless integration

Ziehm Solo's open Ziehm NetPort interface enables easy integration into existing IT networks. X-rays saved in DICOM 3.0 format are transferred to the PACS, and patient data can be exchanged with HIS/RIS. Data can be retrieved from the monitor cart at any time. It can also be backed up to DVD or USB stick and printed on transparencies or paper.

#### Fit for the future

The graphical user interface and the open, modular software architecture ensure maximum flexibility. Ziehm Solo can be upgraded and expanded as needs change.

Features			
Footprint	8.6 sq ft (0.8 m <sup>2</sup> )	Ziehm Viewing Station	optional
C-arm opening	29.9" (76 cm)	Monitors for existing ceiling support arms	optional
1 k x 1 k technology	•	DICOM 3.0	•
Touchscreen user interface	•	WLAN	optional
Pulsed monoblock generator with 30 pulses/s	•	Printer / DVD	optional
Ziehm SmartEye with SmartControl	•	Cineloop/DSA	optional
SmartArchive	optional		



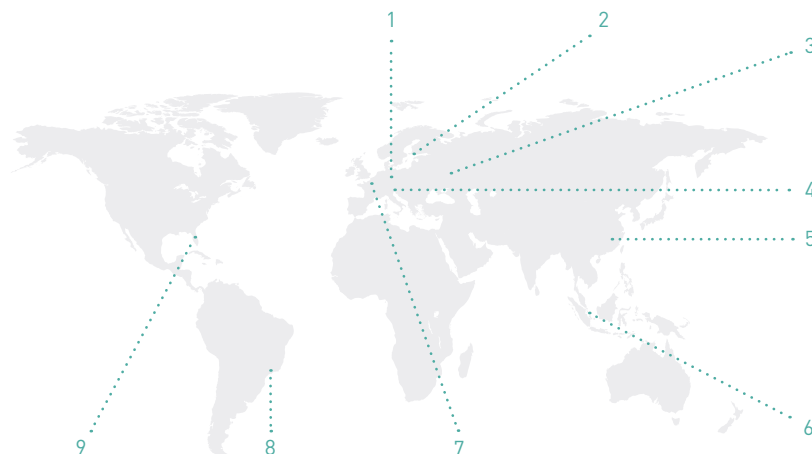
## 04/Service. We make sure you get the best results from the best products.

### Close to you

Regardless of your needs, our experts are on hand. Thanks to our worldwide network of service centers, you can always rely on Ziehm Imaging for flexible and fast service.


### Keeping you at the cutting edge

With Ziehm Academy you can enhance your clinical knowledge, find out more about mobile C-arms and receive custom trainings. The courses cover the full clinical spectrum, from general operator training and technical workshops through to high-level training sessions.



#### Offices

- |                         |                         |
|-------------------------|-------------------------|
| 1 Nuremberg (Germany)   | 6 Singapore (Singapore) |
| 2 Kerava (Finland)      | 7 Paris (France)        |
| 3 Moscow (Russia)       | 8 São Paulo (Brazil)    |
| 4 Reggio Emilia (Italy) | 9 Orlando, FL (USA)     |
| 5 Shanghai (China)      |                         |



#### Headquarters

##### Germany

Ziehm Imaging GmbH  
Donaustrasse 31  
90451 Nuremberg, Germany  
Phone +49.(0)9 11.21 72-0  
Fax +49.(0)9 11.21 72-390  
info@ziehm-eu.com

##### USA

Ziehm Imaging Inc.  
6280 Hazeltine National Dr.  
Orlando, FL 32822, USA  
Phone +1.(407) 6 15-8560  
Fax +1.(407) 6 15-8561  
mail@ziehm.com

##### Italy

Ziehm Imaging Srl.  
Via Martiri di Legoreccio. 14  
Località Croce  
42035 Castelnuovo né Monti  
Reggio Emilia, Italy  
Phone +39.0522.61 08 94  
Fax +39.0522.61 24 77  
sergio.roncaldi@ziehm-eu.com

##### Brazil

Ziehm Medical do Brasil  
Av. Roque Petroni Jr.,  
1089 cj 904  
04707-000 São Paulo, Brazil  
Phone +55.(11)3033.5999  
Fax +55.(11)3033.5997  
samuel.almeida@ziehm.com

##### France

Ziehm Imaging S.A.R.L.  
1, Allée de Londres  
91140 Villejust, France  
Phone +33.1 69 07 16 65  
Fax +33.1 69 07 16 96  
thierry.dodier@ziehm-eu.com  
dominique.desvaux@ziehm-eu.com

##### China

Ziehm Medical Shanghai Co., Ltd.  
Hongqiao New Tower Centre  
Rm 06-07, 25/F  
83 Loushanguan Road  
Shanghai, P.R. China; 200336  
Phone +86.(0)21.62369903  
Fax +86.(0)21.62369916  
kevin.tang@ziehm.net.cn

##### Russia

Ziehm Imaging Russia  
4/17 bldg. 4A  
Pokrovsky bulvar  
Moscow, 101000, Russia  
Phone +7.495.7757321  
Fax +7.495.7757324  
dmitry.makovkin@ziehm-eu.com

##### Singapore

Ziehm Imaging Singapore Pte. Ltd.  
7030 Ang Mo Kio Ave 5  
#08-53 Northstar@AMK  
Singapore 569880, Singapore  
Phone +65.639.18600  
Fax +65.639.63009  
colin.loo@ziehm-eu.com